

HI-FLOW™ RIGID SUCTION CANISTERS

DESIGNED FOR PERFORMANCE



FEATURES + BENEFITS

Lid features high flow rate properties for exceptional suction capability. Mechanical float shutoff valve prevents overflow and vacuum line contamination including integrated Aerostat™ filter with >99.99% bacterial efficiency.*

- Self-sealing lid provides airtight seal with multiple ports for versatility
- High visibility graduations with frosted panel for marking
- Nestable canisters for space savings
- Convenience kit configurations available with lids and tubing individually packaged together

Size	Specimen Adaptor Compatible	Tubing Kit Option	Quick-Drain™ Compatible
800cc		•	
1200cc	•	•	•
2000cc	•	•	•
3000cc	•	•	•

Disposable, single use, non-sterile
 Not made with natural rubber latex; BPA and DEHP free
 Includes two elbows with 1200cc, 2000cc, 3000cc Hi-Flow canisters


HI-FLOW SHUTOFF + FILTER



- A Aerostat Filter** >99.99% bacterial efficiency*
- B Filter Retainer**
- C Mechanical Shutoff Valve** with soft gasket seal
- D Rigid Float Support** keeps valve securely in place

- E Pour Spout**
- F Patient Port** with integrated 90 degree elbow for direct tubing connection
- G Vacuum Port** for direct tubing connection
- H Vacuum Port** for use with or without elbow
- I Accessory Port** for use with Specimen Adaptor and Bemis Quick-Drain
- J Tandem Port** for multiple canister connection
- K Patient Port** stepped design accommodates various tubing sizes or can be used with elbow to prevent kinking
- L Port Caps** attached to all lids for quick and secure capping

800CC HI-FLOW LID











1200, 2000 & 3000CC HI-FLOW LID



* Data on file

HI-FLOW RIGID CANISTERS – GREEN LIDS

PRODUCT/DESCRIPTION	CATALOG#	PACKAGING
 <p>800CC HI-FLOW SOLO CANISTER*</p> <ul style="list-style-type: none"> • Float valve shutoff with Aerostat filter <p>Bottom Diameter: 3.50in Top Diameter: 5.375in Height: 7.25in</p>	8002 055	70/CASE
 <p>800CC HI-FLOW SOLO CANISTER KIT*</p> <ul style="list-style-type: none"> • Float valve shutoff with Aerostat filter • Convenience kit with 6ft (2m) connecting tube <p>Bottom Diameter: 3.50in Top Diameter: 5.375in Height: 7.25in</p>	8002K 055	50/CASE
 <p>1200CC HI-FLOW CANISTER*</p> <ul style="list-style-type: none"> • Float valve shutoff with Aerostat filter, two elbows <p>Bottom Diameter: 4.125in Top Diameter: 6.25in Height: 7.00in</p>	484410	48/CASE
 <p>1200CC HI-FLOW CANISTER KIT*</p> <ul style="list-style-type: none"> • Float valve shutoff with Aerostat filter • Convenience kit with 18in (46cm) and 6ft (2m) connecting tubes, two elbows <p>Bottom Diameter: 4.125in Top Diameter: 6.25in Height: 7.00in</p>	485410	48/CASE
 <p>2000CC HI-FLOW CANISTER*</p> <ul style="list-style-type: none"> • Float valve shutoff with Aerostat filter, two elbows <p>Bottom Diameter: 4.125in Top Diameter: 6.25in Height: 9.875in</p>	494410	48/CASE
 <p>2000CC HI-FLOW CANISTER KIT*</p> <ul style="list-style-type: none"> • Float valve shutoff with Aerostat filter • Convenience kit with 18in (46cm) and 6ft (2m) connecting tubes, two elbows <p>Bottom Diameter: 4.125in Top Diameter: 6.25in Height: 9.875in</p>	495410	48/CASE
 <p>3000CC HI-FLOW CANISTER*</p> <ul style="list-style-type: none"> • Float valve shutoff with Aerostat filter, two elbows <p>Bottom Diameter: 4.375in Top Diameter: 6.25in Height: 12.875in</p>	3002 055	36/CASE
 <p>3000CC HI-FLOW CANISTER KIT*</p> <ul style="list-style-type: none"> • Float valve shutoff with Aerostat filter, two elbows • Bulk packed 18in (46cm) connecting tubes <p>Bottom Diameter: 4.375in Top Diameter: 6.25in Height: 12.875in</p>	3025 055	36/CASE

* Available in CE and CA mark countries

Bemis Manufacturing Company

Health Care Division | 300 Mill Street | PO Box 901 | Sheboygan Falls, WI 53085 USA
 Email: Customer.Service@BemisHealthCare.com | Phone: 920.467.4621 | Fax: 800.499.8160

8/2024 Rev 01
 ©2024 0B7752119

